



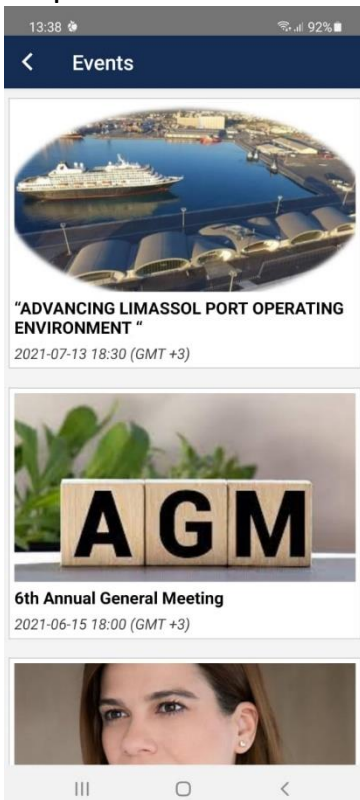
There is an easy way to register for our events using the Mob Application.

Step 1.



Open Main Menu and press Events  
(in the middle of the 2<sup>nd</sup> row)

Step 2.



Choose the event that you would  
like to participate and press on it

### Step 3.



Press button ADD to register

(2 options: for participants & guests).

For members of our Club without guests, it will be enough to press the 1<sup>st</sup> button.

### Step 4



The green line "Participation registered" will appear for 5 sec.

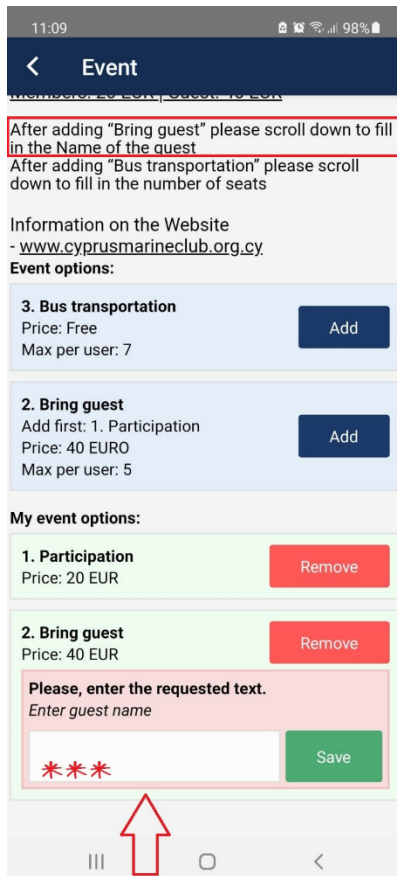
You successfully passed the registration!

## Step 5



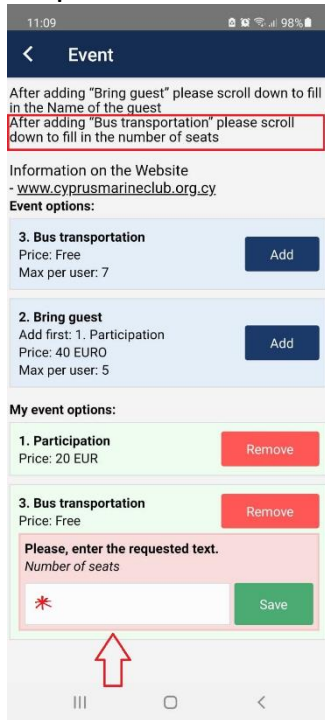
After registration this screen will have appeared, and you have an option to delete ("REMOVE") your registration if you want.

## Step 6.



After "ADD" ing the Guest (optional) please don't forget to fill in the Name of the Guest:

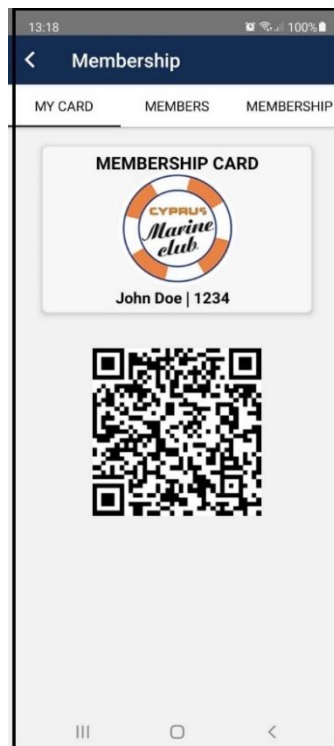
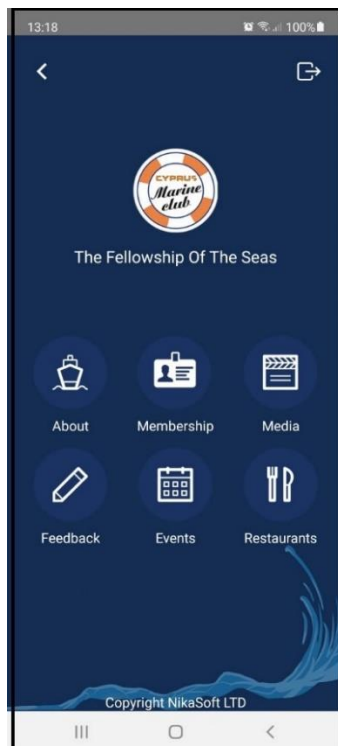
## Step 7.



After "ADD" ing the option

"Bus transportation" please don't forget to fill in the Number of seats:

## Step 8.



At the entrance of the event, you have the advantage to avoid a queue by showing the QR code on the mobile.

You can find your personal digital card with a QR code by following the MENU:

*MAIN MENU* →

*MEMBERSHIP* → *MY CARD*

**THANK YOU FOR USING OUR MOBILE APPLICATION.**

Supporting Team  
Administrator

Ribas Elvira

+357 99040077

